



GREEN LAKE COUNTY 4-H PROGRAM GUIDE

2024-2025



An EEO/AA employer, University of Wisconsin-Madison Division of Extension provides equal opportunities in employment and programming, including Title VI, Title IX, the Americans with Disabilities Act (ADA) and Section 504 of the Rehabilitation Act requirements.

La Universidad de Wisconsin-Extensión, un empleador con igualdad de oportunidades y acción afirmativa (EEO/AA), proporciona igualdad de oportunidades en empleo y programas, incluyendo los requisitos del Título VI, Título IX, y de la Ley para Americanos con Discapacidades (ADA).

Welcome Letter.....	1
What is 4-H.....	2
Who's Who in 4-H	4-5
4-H Emblems and Symbols.....	6
4-H Enrollment.....	7
Green Lake County 4-H Clubs	8
4-H Projects	9-14
How Does Learning in 4-H Happen.....	15
4-H Opportunities.....	16-18
4-H Youth Development Code of Conduct	19
4-H Terms.....	20-21
Green Lake County's Extension Office.....	22

Questions? Contact the Extension Office!

Brandon Springer

4-H Program Educator

Email: brandon.springer@wisc.edu

Stacy Graff

Fair & Extension Office Coordinator

Email: stacy.graff@wisc.edu

Phone: (920) 294-4032

Website: www.glc4h.org

How to Join

1. Review THIS Program Guide and reach out to the 4-H Program Educator or club leader with any questions!
2. Review the 4-H Club Contact Information to find the club that fits you. <https://greenlake.extension.wisc.edu/4-h-youth-development/4-h-clubs-contact-information/>
3. Enroll on 4-H Online. <https://v2.4honline.com/#/user/sign-in>
4. Select Projects that your youth is interested in participating in/ learning more about!
5. Pay your club dues. These vary by club, but typically range from \$5-10 per member at the start of the 4-H Year (September 1st). Cost should not be barrier to participate in 4-H - Please reach out to the 4-H Program Educator or club leader about sponsorship opportunities.
6. Watch your email, the GLC 4-H Website, and our Facebook for upcoming 4-H Events!



Extension
UNIVERSITY OF WISCONSIN-MADISON
GREEN LAKE COUNTY

Green Lake County Extension
571 County Road A
Green Lake, WI 54941
Phone: 920-294-4032 Fax: 920-294-4176
Website: glc4h.org

September 2024

Dear Green Lake County 4-H Family:

Thank you so much for your interest in the Green Lake County 4-H program. In 4-H, We want youth to THRIVE! In 4-H, youth thrive by participating in various events, activities, and projects at the local, county, state, and even national level. 4-H provides leadership and growth opportunities that prepare youth for their future.

Most youth join 4-H by becoming a member in one of the local clubs. These clubs typically meet on a monthly basis for youth to make business decisions, practice leadership skills, and participating in learning activities. Youth engage in project-based learning that include things like arts & crafts, fishing, foods, rocketry, woodworking and many others. Projects are lead at the club level and county-wide level or through independent study. The Green Lake County Fair also allows youth enrolled in 4-H to show off their hard work and all that they learned.

The 4-H Slogan, "Learning by Doing," demonstrates how 4-H focuses on teaching life skills through hands-on experiences and activities. These skills include the tangible, such as sewing, foods & nutrition, fishing, dog obedience, or raising a beef steer, which members learn through project work. Life skills also instills the more abstract skills such as leadership, communication, teamwork, and cooperation that are important to youth development. As youth continue to invest their time into 4-H, they continue to strengthen the development of these amazing life skills.

We look forward to working with you!

The Green Lake County Extension Office Staff

An EEO/AA employer, University of Wisconsin-Madison Division of Extension provides equal opportunities in employment and programming, including Title VI, Title IX, the Americans with Disabilities Act (ADA) and Section 504 of the Rehabilitation Act requirements.



What is 4-H

4-H is a positive youth development organization that empowers young people to reach their full potential. A vast community of more than 6 million youth and adults from across the nation, working together for positive change. 4-H enables America’s youth to emerge as leaders through hands-on learning, research-based 4-H youth programs and adult mentorship, so youth can give back to their local communities.

4-H is delivered by the University of Wisconsin–Madison Division of Extension that works closely with over 100 public university extension programs across the nation. For more than 100 years, 4-H has welcomed young people of all beliefs and backgrounds, giving kids a voice to express who they are and how they make their lives and communities better. Through life-changing 4-H programs, nearly six million kids have dedicated their time to strength and build on their local communities.

In 4-H, kids complete hands-on projects in areas like health, science, agriculture and civic engagement in a positive environment. They receive guidance from adult mentors and are encouraged to take on proactive leadership roles. Kids experience 4-H in every county and parish in the country through in-school and after-school programs, school and community clubs and 4-H camps.

4-H’s reach and depth are unmatched, reaching kids in every corner of America – from urban neighborhoods to suburban schoolyards to rural farming communities. Our network of 500,000 volunteers and 3,500 4-H professionals provides caring and supportive mentoring to all 6 million 4-H’ers, helping them grow into true leaders today and through their lives.

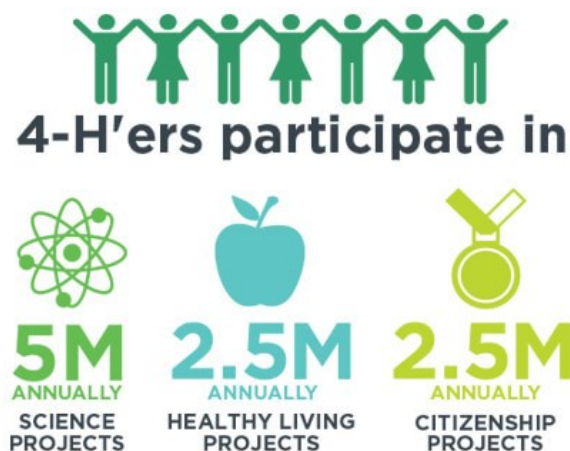
What Do You Do in 4-H?

The 4-H slogan is “Learn by Doing”. Members complete learning experiences called 4-H projects. A project is a subject or area of interest that the 4-H member wants to learn more about. There are more than 40 projects that are supported by project materials, but a member may also choose from other areas of interest.

4-H members also have the opportunity to attend camps, contests, and conferences at the County, State, and National levels.

The Green Lake County 4-H program provides the opportunity for youth directed involvement (with adult volunteer support) in developing leadership, citizenship, teamwork, and career goals in a positive educational environment.

Youth start their journey by joining one of the many 4-H Community Clubs that Green Lake County has to offer.



What is a 4-H Club?

A 4-H club is an educational/learning unit with 5 or more youth from at least three different families managed by one or more club leader. Each member enrolls in at least one 4-H project of their choosing. New 4-H clubs must complete a charter with the University of Wisconsin Madison—Division of Extension to organize. This allows the club the full benefits of the 4-H organization, including the use of the 4-H Name, 4-H Emblem and the tax-exempt status.

In Green Lake County, we have many different 4-H Community Clubs. A 4-H Community Club can be any size from a small group of youth from one neighborhood to a larger club consisting of youth from all over the county. 4-H Community Clubs may focus on a single project or a variety of projects. 4-H Community Clubs typically meet monthly in the evenings or on weekends in an inclusive community space or may meet virtually. In most community clubs youth officers are elected to guide the activities of the club.

What Does a 4-H Club Do?

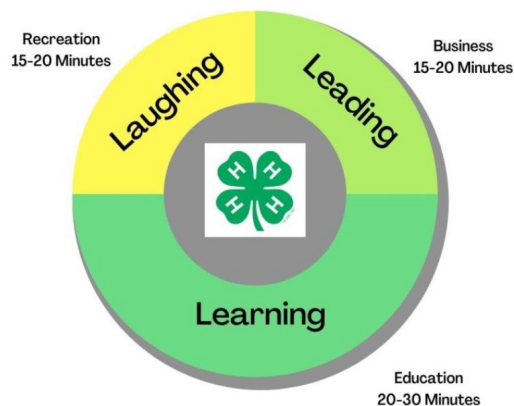
4-H members make up the 4-H club. Only 4-H members can elect their own officers and conducts business such as voting. The club members may serve as president, vice president, secretary, treasurer, reporter, and may have other positions such as historian or parliamentarian to help ensure business can be carried out smoothly.

The club has a business meeting once a month with an annual plan for their programs. At this meeting, the group discusses business and plan for activities such as their educational topics at future meetings, fundraising events, recreation, and more. After official business has been complete, the club will participate in an educational lesson such as demonstrations or talks by members, parents or a guest speaker. The club will also have some for of recreation and many have a refreshment/snack. The club can decide what order these take place to best suit their needs.

A Typical Meeting

A 4-H club meeting lasts about an hour and consists of the following parts:

- Pledge (3 minutes)
 - U.S. Pledge of Allegiance to U.S. Flag
 - 4-H Pledge to 4-H Flag
- Business meeting carried out using parliamentary procedure (15 to 20 minutes)
 - Roll call
 - Reading and approval of minutes
 - Report of standing and special committees (Varies by Club)
 - Reports of 4-H activities
 - Transaction of old business
 - Transaction of new business
- Program (15 to 20 minutes)



Who's Who In 4-H?



◆ Club Level

4-H Cloverbuds

- Any youth in 5K-2nd Grade AND are 5 years old by Sept. 1st - This project involves preparing the younger members in 4-H for what it looks like to be a club member
- Attends 4-H Club meetings
- Enrolls in 4-H on 4HOnline

4-H Member

- Any youth in kindergarten through one year beyond high school graduation, and not to extend beyond the age of 19 as of December 31 of the enrollment year
- Attends 4-H Club meetings
- Enrolls in 4-H on 4HOnline

4-H Club Leader

- Provides guidance, leadership, and management for a 4-H Club
- Supervises and supports monthly club meetings, activities, and organization
- Plans yearly club program/ activities with officers and club members
- Promotes cooperation, coordination, and communication between youth & adults
- Recruits new leaders/members and informs parents about upcoming events in 4-H
- Provides recognition for members and leaders
- Publicizes 4-H in the community
- Keeps records and supplies

4-H Club Officers

- 4-H youth elected by 4-H Club members each year
- Plans and executes Club meetings and activities
- Work with club leader to receive support and gather resources

Parents/Guardians

- Parents/guardians are very important to the success a young person will have in the 4-H program and are encouraged to attend 4-H club meetings, project meetings and county-wide events.

4-H Activity Leader*

- A 4-H Activity Leader is an adult volunteer who is approved in 4-H Online and are responsible for organizing and conducting activities and service projects.

4-H Project / Resource Leader*

- A 4-H Project / Resource Leader is a volunteer who is approved in 4-H Online and helps 4-H members as they learn, make or create something. This person could be a 4-H parent who agrees to help with a project or a community member who has knowledge in a particular subject.

*These positions are both club and county

◆ County Level

4-H Ambassadors

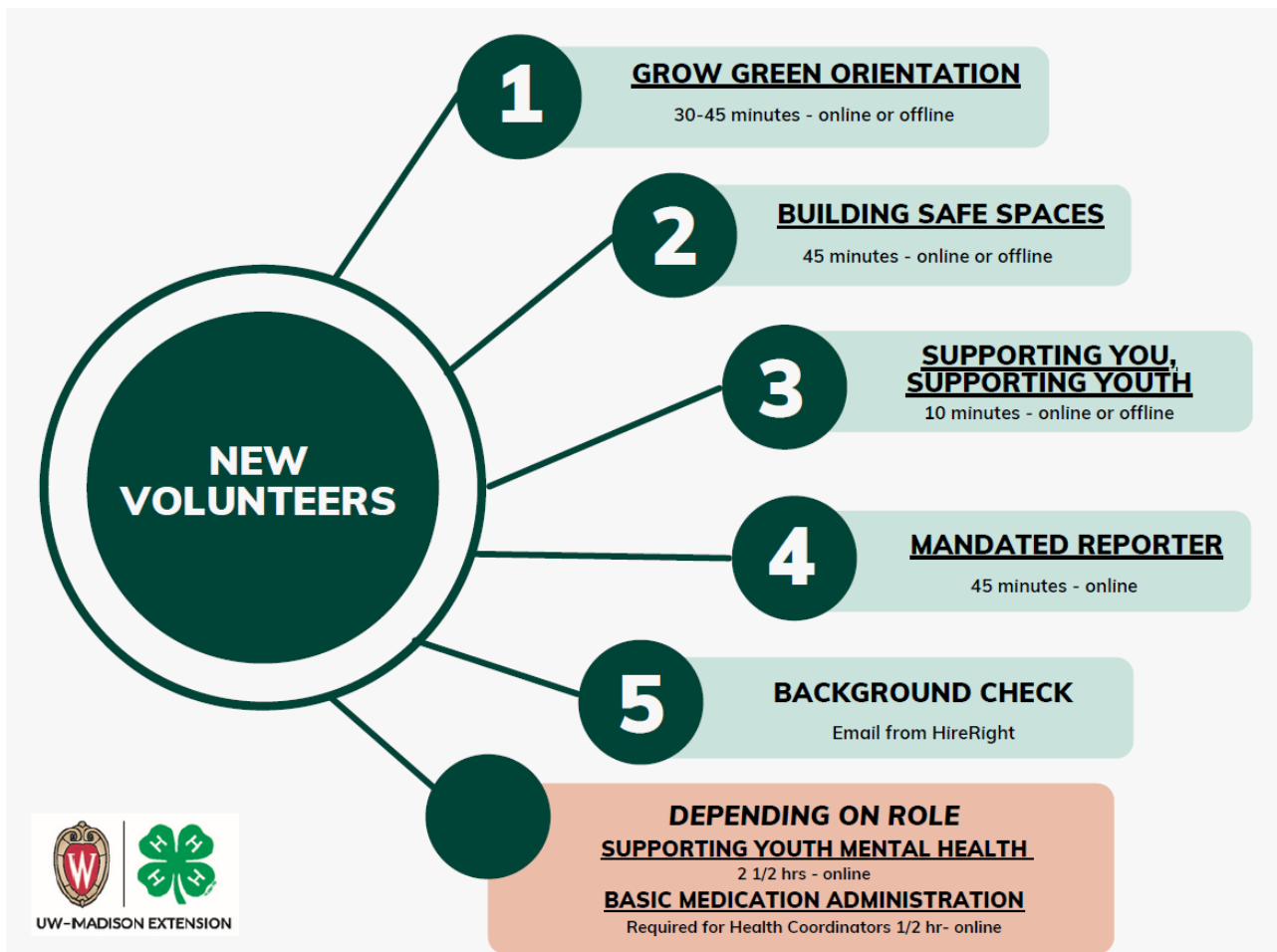
4-H Ambassadors are a team of 4-H youth in 6th Grade and above who promote and assist in county-wide 4-H program. Members must complete applications and add “Ambassadors” as a project in 4-H Online.

4-H Leaders’ Association

Green Lake County 4-H Leaders’ Association, serves as the place for county-wide 4-H Leaders, both adults and youth 6th grade and above, to encourage leader training and to supplement and enhance 4-H programs for Green Lake County.

Adult Volunteer General Information:

Volunteers are always needed! If you would like to share your talents, give the Green Lake County Extension office a call or talk to your Club Leader. No education or experience is necessary, only a willingness to work with youth. Adult volunteers must complete all trainings and be an approved volunteer before volunteering with youth. See the graphic on what is required for new volunteers!



4-H Emblems and Symbols



Emblem:

The 4-H Name and Emblem is a federal mark, protected by Public Law 18 U.S.C. 707, and follows strict requirements in order to be used. The national 4-H emblem is a four-leaf clover with the letter “H” on each leaf.

The Four H’s:

The four H’s stand for Head, Heart, Hands, and Health. These four H’s represent the four values that youth members follow as shown in the official 4-H Pledge.

Pledge:

4-H members should learn the national 4-H pledge as it guides their work throughout 4-H beyond.

I pledge
...My **H**ead to clearer thinking
...My **H**eart to greater loyalty
...My **H**ands to larger service, and
...My **H**ealth to better living, for my club,
my community, my country, and my world.

The Colors:

Green and White are the 4-H colors. The white background of the flag symbolizes purity. The green 4-H emblem is nature’s most common color in the great outdoors, and green is also the color of springtime, life, and youth.

Slogan:

“Learning By Doing”

Motto:

The national 4-H motto is: “To Make the Best Better.”

Vision: A world in which youth and adults learn, grow, and work together as catalysts for positive change.

Mission: 4-H empowers youth to reach their full potential working and learning in partnership with caring adults.

Websites

Green Lake County 4-H: www.glc4h.org

Wisconsin 4-H website: <https://4h.extension.wisc.edu>

4HOnline website: <https://wi.4honline.com>

National 4-H Council website: <http://www.4-h.org>

National 4-H Supply website: <http://www.shop4-h.org>

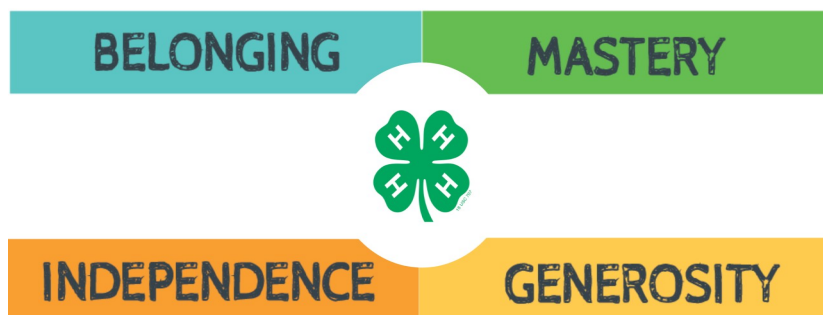


*I pledge
my head to
clearer thinking,
my heart to
greater loyalty,
my hands to
larger service,
and
my health to
better living
for my club,
my
community
my
country
and
my
world.*

4-H Enrollment

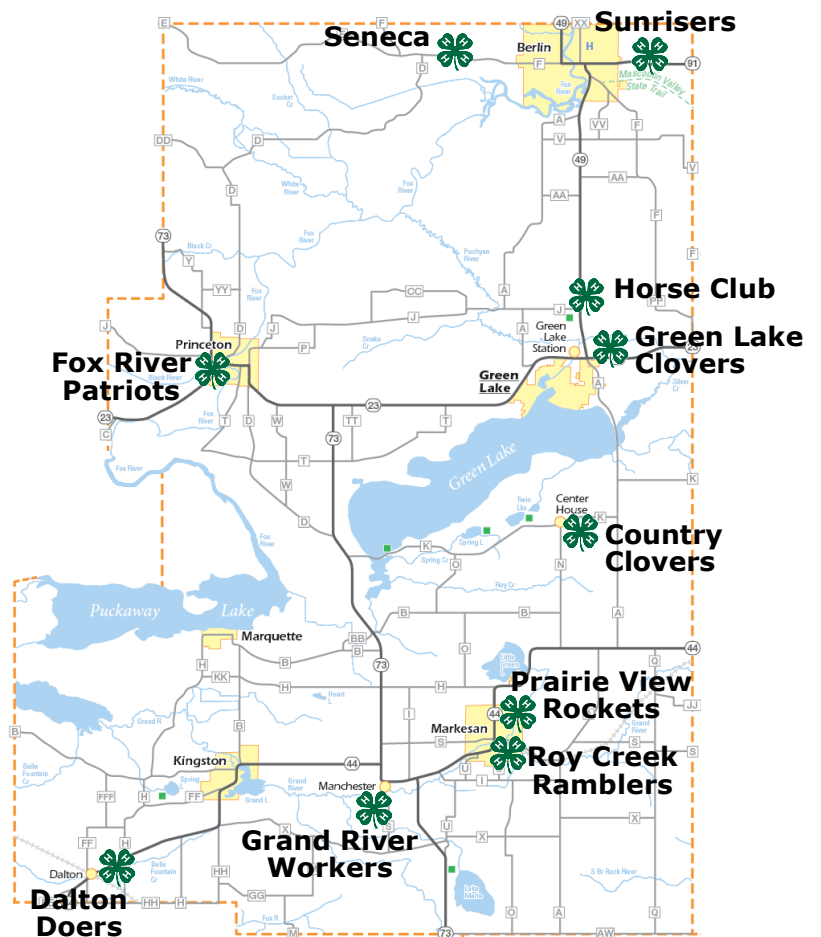
◆ Youth - General information:

- 4-H Clubs are encouraged to recruit members year around. Current members are suggested to re-enroll as soon as possible (Sept. 1st of each year) to continue to receive the most up to date information.
- Youth may enroll in 4-H at any time during the year. To receive all the benefits of Green Lake County 4-H, new 4-H member enrollment deadline to exhibit as a 4-H member at the Green Lake County Fair is March 1, 2025. Youth who enroll after this date will not be eligible to represent Green Lake County 4-H at the Green Lake County Fair.
- The primary enrollment window is September 1, 2024 to November 1, 2024.
- You can enroll in 4-H through t4-H Online. <https://wi.4honline.com/>
- A 4H Online family enrollment instruction guide providing step-by-step instructions how to use the online enrollment system is available online. <https://4h.extension.wisc.edu/4h-resources/4-h-online-2-0-family-enrollment-guide/>
- 4-H members select their 4-H projects at the time of enrollment, but have until March 1st to add or drop projects. 4-H members should be enrolled in a project in order to be eligible to represent 4-H in that project at that year's Green Lake County Fair.
- For the safety of all Green Lake County 4-H members, youth must be enrolled in the project in order to participate in (physically engage or take part in) project functions.
- Youth must meet all project/club requirements to represent Green Lake County 4-H at that year's Green Lake County Fair.
- A 4-H family moving into Green Lake County after the March 1st enrollment deadline may transfer into a Green Lake County 4-H club without losing their eligibility to represent 4-H at the Green Lake County Fair for the current year. To do so, however, they must provide proof of current year 4-H membership and project enrollment in the county from which they came.
- Youth may not hold 4-H membership in more than one county or state at the same time.
- Youth must meet the grade requirements outlined within this document in order to enroll in and participate in project activities and functions.
- **Grade level is determined by grade in school at time of 4-H enrollment.** Youth who are home-schooled should use declared grade. Youth are eligible for membership through the next year following high school graduation. If a youth drops out of school, they will be considered as if they had stayed in school and would complete their 4-H membership as the same time their grade cohort would complete their membership.



Green Lake County 4-H Clubs

Although youth can join any 4-H club, most people select a club that is close to home. If you have any specific questions or need help with the process, please call the Extension Office, 920-294-4032.



Name of Club	Meeting Dates & Locations	Contact Person(s)	Email
Country Clovers	2 nd Sunday, 6:30 pm Green Lake Town Hall, N4454 Horner Rd., Markesan	Jacky Berndt	berndtfam@centurytel.net
Dalton Doers	2 nd Sunday, 3:00 pm Township of Kingston Hall & Senior Center, Dalton	Tonya Pautzke	tochpa@yahoo.com
Fox River Patriots	3 rd Sunday, 6 pm American Legion Hall, 853 W. Main St., Princeton	Linda Swanke Beth MacGowan	lindaswanke73@gmail.com
Grand River Workers	2 nd Wednesday, 7 pm; 7:30 pm (June, July & August); Manchester Senior Center, W3234 State Rd. 44 & 73	Heather Herbst Lisa Reyes	hcotterill_23_10@hotmail.com reyesla_1@hotmail.com
Green Lake Clovers	2 nd Sunday, 4 pm Town of Brooklyn, Town Hall	Chris Carriere Kathy Ninneman	christine.carriere87@yahoo.com mamekathy59@gmail.com
4-H Horse Club	1 st Monday, 6:30 pm September, November, January, March, May & July	Beth Howman-Combs	mbcombs@charter.net
Prairie View Rockets	2 nd Monday, 6:00 pm Manchester Activity Center (MAC)	Dan Huitema	dieseldan4jc@yahoo.com
Roy Creek Ramblers	2 nd Sunday, 7 pm Markesan Elementary School Cafeteria	Kim Drews Emily Strahota	kaburk79@gmail.com eschmuhl2015@gmail.com
Seneca	2 nd Monday, 6:30 pm St. Paul's Lutheran Church, W3166 Cty. Rd. F, Berlin	Donna Petit Christie Galow	dmpetit@centurylink.net christiepearl19@gmail.com
Sunrisers	2 nd Sunday, 4:00 pm Town of Berlin Town Hall, N9291 Willard Rd, Berlin	Gina Fleegal Tammy Goettl	gfleegal@berlin.K12.wi.us tlondowski@yahoo.com

4-H Projects

4-H Projects are long-term, educational experiences in an area that you want to learn more about during the year. There are projects on just about any topic you would like to study and explore, from art to woodworking, from computers to rabbits, from clothing to small engines.

The projects listed in this guide are all offered in Green Lake County.

Don't forget to check out the project pages on the WI 4-H Web Site at <https://fyi.extension.wisc.edu/wi4hprojects/> . On these pages, you'll find descriptions for statewide projects, Internet resources and links of interest, county fair exhibit suggestions, state specialist contacts, and other suggested 4-H resources.

And remember, you'll learn more than "subject matter" as you complete your projects. You'll learn many life skills that you'll use every day of your life, such as understanding yourself, communicating better, solving problems, making decisions, and working with others.

4-H members must enroll in at least one project each year. Members in kindergarten, first and second grade may only enroll as Cloverbuds. Starting in third grade, members may enroll in any projects.

Listed on the following pages are the projects you may enroll in as a Green Lake County 4-H member. They are in alphabetical order.



How to Select 4-H Projects

4-H members, first, make a list of the things you like to do or want to learn more about. Talk over your list with your parents, leaders and friends. They may recognize some special things you are interested in that you didn't even realize were a project opportunity in 4-H.

Then compare your list with the projects described in this guide. Ask yourself if you have the equipment, money and time to do the projects that sound interesting.

If this is your first year in 4-H, concentrate on doing only two or three projects well. Usually you can spend more than one year in a project unit because there are enough ideas there to span two or three years.

If you are a 4-H member re-enrolling, it is recommended to enroll in 5-8 projects.

If you're a 4-H adult leader, please make certain that you enroll as a leader in the projects you are interested in supporting (i.e. "Dairy: Ldr", "Ceramics: Ldr") and not in the projects themselves.

Factors to consider when selecting projects:

- What are the member's interests? It is OK not to know right away and to try a few projects or ask a friend for ideas.
- What is the member's age and what are the member's abilities?
- How much time does the member have and how much time does the project require? What season of the year does most of the activity occur?
- Are the space and equipment available to the member adequate for the project?
- How much will the project cost?

What Does a Project Cost?

The costs vary depending upon the project chosen. A member enrolled in the foods and nutrition project might use supplies from around the home to practice the skills being learned, but a member who buys and raises a horse can expect to invest thousands of dollars. Keep costs in mind as you select your projects. Be on the lookout for the Green Lake County 4-H Project Enhancement Grant that can provide assistance to support your projects. Please reach out to your club leader or the Extension Office if cost is barrier to participate in 4-H so we can find resources to support your learning.

Are 4-H'ers Expected to do Their Own Project Work?

Yes, with the guidance of an adult. 4-H is a "learn by doing" program. Adults may show the member how, but members are expected to learn how to do things themselves.

4-H members may conduct some project work in groups. Working in groups can be fun, and the members get the experience of helping each other.

How are Projects Conducted?

Project learning experiences are conducted through various activities and events such as:

- Regular 4-H club meetings (project talks, demonstrations, etc.)
- Project group meetings
- Tours/field trips to local businesses or entities related to your project
- Family activity at home
- Individual work toward project goals
- Record keeping of project activities
- County-wide programs

Project Groups

Members should have the opportunity to participate in group learning and peer teaching since sharing skills and experiences often provides them with greater learning opportunities. Group participation also can motivate members to follow through with commitments. Usually members are involved in group learning through their participation in a project group.

Some project areas will have countywide project meetings or activities held. If a particular project is not offered at your club, you may contact the Extension Office to gather more information on how to start that project in your club and/or participate in the project on your own.

County-wide project groups that are offered in Green Lake County 4-H include: Horse Club, Livestock Council, 4-H Archery Project, Ambassadors, and 4-H Dog Project.



K-2 GRADE 4-H MEMBERS

Cloverbuds (Kindergarten thru grade 2 ONLY)

Discover 4-H through experience in expressive arts, mechanical science, environmental education, personal growth, animal science, and many more. Cloverbuds are restricted from showing animals at 4-H shows including fairs, but may enter non-animal exhibits.

3rd-13th GRADE 4-H MEMBERS

Adventures

Learn how to camp safely in all weather conditions; investigate camping equipment and clothing; build a campfire and cook a meal; practice tying knots and first aid; learn to use a map and compass.

Aerospace

Compare birds and airplanes; make a space helmet; learn to read a map; identify types of aircraft; discover how weather affects flying; build and fly a kite; make a hot-air balloon model; test a paper hang glider; build an altitude tracker; plan a flight route; discover the affects of gravity; explore life in space and aerospace.

Archery (*county-wide project*)

This project covers the fundamentals of archery safety and marksmanship, understanding and making equipment, and shooting form, shooting with sights and compound bows.

Note: *Leaders must be certified through the State 4-H Shooting Sports program. In order to represent Green Lake County 4-H at the Green Lake County Fair, all archery project members must meet project requirements.*

Basketry

Youth will learn the art of basketry and making and creating their own basket.

Beef (*county-wide project*)

Identify various beef breeds; identify parts of a beef animal; halter-break and show a calf; fit and judge beef cattle; recognize and raise a healthy animal; present oral reasons during judging; learn about feed ingredients, behavior and parasites; study how to do nose-print identification; learn beef carcass composition and retail meat cuts; explore selection and judging; learn about careers, health, reproduction, etc.; discover how to market your animal and by-products.

Bees

Learn about types of bees (honey & wax); plants that attract bees; equipment needed by beekeepers; acquire a colony of bees and learn to care for a beehive throughout the year; basic beekeeping operations that result in the production of extracted, chunk or cut

comb honey; increase the number of your honey bee colonies; increase honey production, producing special kinds of honey; bee societies; manage honey bee diseases and parasites.

Bicycling

Learn the essentials for getting started safely; explore the basics toward lifelong cycling; learn safety, road rules and planning for a pleasant ride; choose a bike that's right for you; practice bike maintenance; learn road rules.

Birds

Learn about the birds in your area, how to identify birds, how birds live in their environment and in the world of humans, their territorial behavior, migration patterns, building bird feeders and houses, banding birds, endangered species and game management.

Cake Decorating

Learn how to choose and use cake decorating tools, make frosting, learn new decorating techniques, and work from a pattern or design your own.

Candle Making

Youth will learn the art of candle making and create their own candle.

Canoeing

Youth will learn how and where to canoe safely; select and care for equipment; explore aquatic environments; plan a canoe camping trip; canoe a river.

Cats

Grooming a cat, breed identification, cat health, fitting and showing, nutrition, breeding, careers, teaching others and animal welfare.

Child Development

Find out how you grow and develop; learn about the development of babies and toddlers; learn how to make toys safe for small children. Learn how to take care of yourself and others; see what makes your family special; discover how to match toys to ages of children; develop family rules; check for safety hazards. explore how to be an effective parent; gain experience as a teacher or coach; make babysitting and first-aid kits; check out child development careers.

Clothing

In this project you will learn clothing construction and sewing techniques. As you progress, you will enhance your sewing skills beyond the basics and begin to select construction techniques you would like to learn and projects you would like to make.

Creative Writing

Youth will explore language and creative expression; stimulate your creativity and self-expression; enrich your joy of book reading.



Crocheting

Discover what to consider when buying yarn, crochet thread, crochet equipment. Learn crocheting, finishing techniques, and how to care for crochet items.

Crops

Youth will learn about variety selection, germination and planting; learn about nutrients, harvesting and storage; explore uses and marketing strategies; compare production costs; establish and manage a forage crop; scout fields for pests, diseases and nutrition shortages; take an accurate forage sample; study growing techniques; explore types of grasses, including wheat, oats and barley.

Dairy

Learn how to select, feed, manage, breed, fit, show, evaluate, and market a dairy animal. Activities include identifying dairy breeds, keeping a cow healthy and safe, exploring the needs of dairy animals, and learning about dairy organizations.

Decoupage

Learn the art of decoupage by cutting and gluing. You might even have everything you need to make your project lying around your home right now.

Demonstrations

Learn how to give a proper demonstration by teaching something you know about. Gain self-confidence, as well as communication skills by speaking in front of a group.

Dog (county-wide project)

Learn how to train and show your dog. Activities include: Obedience, Showmanship, Rally, and Agility. Project members must attend County 4-H Dog Obedience classes with their dog to be able to represent 4-H at the Green Lake County Fair. Dogs must be at least 6 months of age to show. All dogs must be current with all of the appropriate vaccination requirements.

Drawing & Painting

Youth will learn to draw with pencil, chalk, crayon, etc.; learn to blend and shade; make surface rubbings; paint with watercolor, oil and acrylics; mix colors; mat and frame your artwork.

Electricity

You will learn how to understand the use of electricity; identify electrical materials; wire a simple circuit; work with electrical equipment; learn to read circuit diagrams; build a circuit and measure voltages; develop a basic electrical tool and supply kit; understand the symbols on wires and cables; identify electrical and electronic parts and devices; learn how to solder and prepare parts for assembly; assemble a circuit using a transistor.

Entomology (Insects)

Youth will learn about insects, their behavior and life history; discover the parts of an insect's body; collect and compare insects; explore how insects communicate and move; learn how an insect protects itself;

explore insect habitats; create an insect display.

Fishing

Youth will learn to identify types of tackle; organize a tackle box; identify different types of bait and fish in your area; learn to take proper care of your catch; find fishing information on the internet; cast a spinning rod and reel; learn to tie fishing knots; select a recipe and cook a fish; make artificial flies and lures.

Flowers

Learn how to identify flower parts and their functions; plant flowers and make flower arrangements; give a presentation on flowers; prepare a flower exhibit; learn about plant needs and soil testing; select and start new plants and grow transplants; examine plants for insects and diseases; make a landscape plan; write instructions on how to force bulbs.

Food Preservation

This project focuses on making jam, freezing, canning, pickling, and drying foods. Learn how to preserve food safely and about proper storage requirements.

Foods & Nutrition

Learn more about what you eat and ways to prepare different foods. You can learn how to modify recipes for healthy living, make your own recipes, plan meals and menus. Learn to make basic muffins and biscuits. Learn to evaluate nutrition information and fad diets. Develop your own exercise program. Learn how to cook different cuts of meat.

Forestry

Learn to identify forest types, forest products and trees; age trees by counting rings; understand forest competition; find a state forest; describe how leaves affect rainfall.

Glasswork

Learn the art of working with glass to create something for your home.

Goats (Dairy)

Gain hands-on experience in the goat project; select, manage, fit and show goats; learn responsible goat ownership; learn to keep your goat healthy; feed your goat for maximum production; prepare for kidding; develop judging skills; learn how to milk a goat properly; learn about genetics; diseases and breeding; study body-condition scoring and linear appraisal; understand bio-security and prevention measures; gain leadership and explore career opportunities.

Health

Practice first-aid skills to treat basic injuries; learn how to respond to someone who is choking; assemble a first-aid kit. Identify your personal talent areas in health care; explore hygiene, nutrition and physical activities; share what you learn with others. Design your own fitness plan; track your plan and re-

view your progress; interview individuals in the health and fitness fields.

Home Environment

Learn about home care; make small home decorative items for the home; explore the world of home interior design. Learn to handle home tasks and entertain guests. Learn the principles of home design; learn scale, balance and proportion in home design; use the principles of design to arrange your home; create storage centers and restore furniture.

Horse (county-wide project)

So, you want a horse. Great! What breed, type, color and physical markings would you like. *Are you ready for daily care like grooming, feeding, stable care, foot care and safety? Learn the right equipment and riding skills; all a part of the 4-H Horse/Pony Project. This project is open to 4-H members who own, lease or manage a horse or pony. (Leasing and managerial access or use of another's animal is considered the Horse Project, not Horseless Horse.)*

Horseless Horse (county-wide project)

In this project you don't have to have a horse or pony of your own. You need a desire to learn about horses. Explore horse behavior, terms, breeds, identification, body parts, selection, grooming, saddling and bridling, safety and equipment, and much more.

*This project is open to 4-H members **who do not own, lease or manage a horse.** (Leasing and Managerial is the ability to have full use of a horse or pony. That is the horse project **NOT** Horseless Horse.)*

House Plants

Learn to identify plant parts and their functions; grow house plants and start a plant from a cutting; make a dish garden; prepare house plants for exhibit. Learn about plant seeds and soil; select and start new plants and grow transplants; plant a terrarium; examine plants for insects and diseases. Take a tour of a horticulture business; design a plant experiment; teach others how to grow house plants; compare different fertilizers: organic and chemical.

Hunting

Learn the history, philosophy and laws of hunting. Learn to plan and equip yourself for a hunt.

Jewelry Making

Learn the art of making all different pieces of jewelry, using different types of stones, beads and string.

Knitting

Find out what to consider when buying yarn and knitting equipment. Learn knitting and finishing techniques, along with correcting errors. Learn also how to care for your knitted items.

Leathercraft

Learn about the characteristics and uses of leather, along with the tools and equipment.

Make patterns and original designs and explore various leathercraft techniques.

LEGO®

Use your imagination with LEGO® Building Blocks. Design and build just about anything—from food, to pets, to an action scene or something that floats.

Model Rocketry

The model rocketry project is designed to help young people learn how to build and design rockets. Members will help make their dreams of sending a rocket into space, becoming an astronaut or perhaps someday visiting other planets by becoming involved in the experiences of this project.

Mosaics

Mosaics are works of art created by using glass or ceramic tiles and grout to make a picture. Mosaics adorn the ceilings in cathedrals with elaborate details or they can be found in a simple pattern on the coffee table in your home. With practice, you can create a custom mosaic all your own.

Photography

This project will show you how to care for a camera, basic composition and camera use. Advanced members will learn lighting techniques, creative use of camera controls and complex composition.

Pottery

4-H pottery focuses on making pottery items by hand, glazing (coloring) the items, and then the pottery will be baked in a kiln.

Poultry

The poultry project will help members learn how to select, feed, manage, breed, fit, show, and market your bird. It includes ducks, geese, turkeys, chickens, bantams, and pigeons.

Quilting

Have fun in this project and learn all the techniques to designing and sewing your own quilt.

Rabbits

Learning activities include identifying rabbit breeds, learning how to handle and show a rabbit, learning rabbit genetics and breeding, housing and care, planning and making a rabbit nest box, showing rabbits, and exploring careers related to rabbits, and more.

Rubber Stamping

Learn how to use rubber stamps, inks, and other paper art techniques for a variety of creative projects.

Scale Models

Learn how to assemble and create scale models of trains, trucks, cars, ships, motorcycles, submarines and tanks.



Scrapbooking

Have fun in this project as you create your own scrapbooks and cards. Learn how to use various tools and techniques such as layering, rubber stamping, embellishing, journaling, and more. Members will learn how to layout scrapbook pages in a variety of ways and use different mediums to capture memories to last a lifetime.

Self Determined

A self-determined project gives you the freedom to create your own project or expand a traditional one. If you do not see a project listed in this guide, you may create your own.

Self Determined-Environmental Education: Nature

Select your own "Naturespace" and conduct an inventory of its environmental and ecological features. Explore habitats, populations and relationships through a variety of hands-on activities. Discover the concepts common to nature projects.

Self Determined-Plant & Soil Sciences: Trees

Learn how to identify trees as they change through the seasons, how and where trees grow, how to measure the height of a tree, how to read a tree stump, identification of tree ailments, products from trees, making syrup and forestry-related careers.

Sheep (county-wide project)

Learn how to select, feed, manage, breed, fit, show, evaluate, and market sheep.

Shooting Sports

This project is an introduction to firearms, safe handling, ammunition, sighting, and caring for your equipment.

Note: All leaders must be certified through State 4-H Shooting Sports program.

Soap Making

Making your own soap is a satisfying, inexpensive way to provide for your family's needs or create wonderful gifts for your friends. You can make soap using a kit, but making it from scratch enables you to choose your own ingredients and customize the soap to fit your needs.

Swine (county-wide project)

Learn how to select a breed, feed, maintain weight, show and care for your market hog.

Theatre Arts

This project is designed to give youth an experience of theater and related activities including learning what goes into creating professional theater, how to develop as actors and technicians, how to express themselves through movement, voice, speech, and characterization. They will participate in improvisa-

tion, theater games, basic script-writing, and perform a play.

Tie Dying

Learn how to tie dye using various techniques. Be creative with your projects and have fun making some cool items to be proud of.

Vegetables

Explore basic gardening practices, getting to know your soil, planning, preparing, planting, and caring for your garden. Explore harvesting and marketing methods. Study how to raise vegetables organically.

Wildlife

Topics include identifying wildlife and their foods, interpreting wildlife habitat from aerial photographs, wildlife management practices and their effect on wildlife.

Woodworking

Learn how to trace patterns, measure, mark, cut, nail, glue, sand and finish while making projects from wood. Use power tools, identify wood types and make great projects to use around the house.

Youth Leadership

This project will help youth develop leadership skills by chairing committees, leading activities, helping adult leaders plan and lead a project in which you have established skills, and planning events of your choice. Youth Leaders are those youth 6th grade and up.

Club Leadership

Club General Leader or Co-Organizational Leader, Project Leaders (must also enroll in project(s) that you would like to be a leader in) & Activity Leader.

If a project is not listed and you would like to see it, please contact the Extension Office with the name and a brief description and we would be happy to add it for you!



How Does Learning Happen in 4-H?

The 4-H Thrive Model:

The 4-H Program provides the resources youth need to Thrive. In 4-H, we plant the soil that of developmental context. That provides the foundation for the stem of youth thriving to sprout. As youth grow in 4-H, the leaves of developmental outcomes branch out. Finally the youth bloom with success and long-term outcomes. The model to the right shows all the nutrients that 4-H provides for youth to grow. For questions on how 4-H works and the 4-H Thriving Model, reach out to the Extension Office!

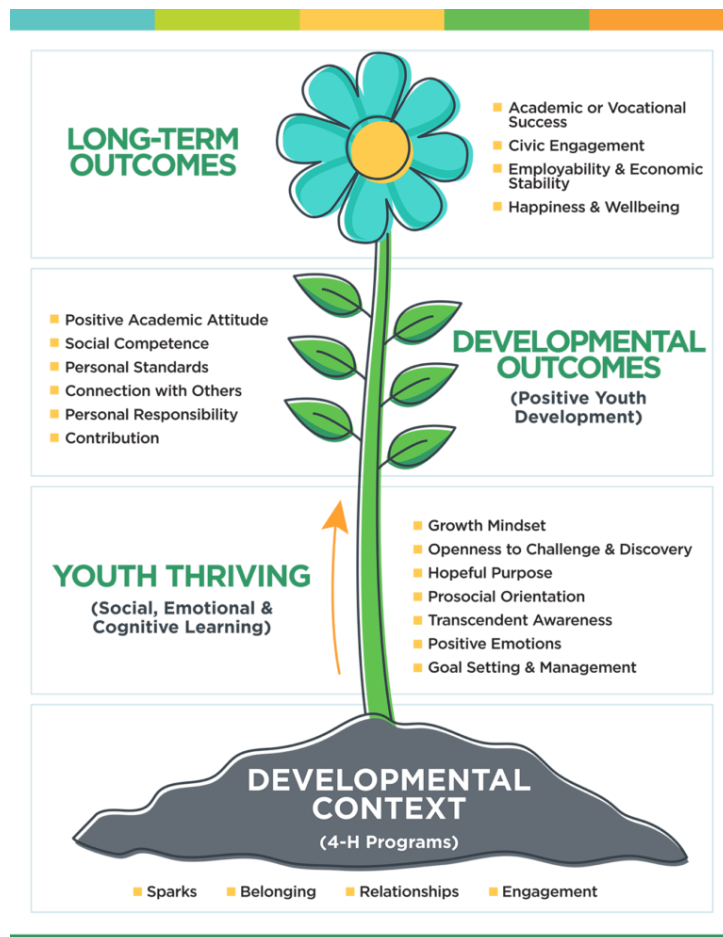
Record Books

Records are very important in 4-H and throughout life. 4-H uses Record Books as a way to keep track of accomplishments and reflect on the past year of learning. Reflection is key to learning how to “Make the Best, Better.” Reflection allows youth to think about the how’s and why’s of an experience or activity to identify what they learned through the experience, enabling you to then apply that learning in other situations.

4-H record keeping is helpful in teaching important life skills, such as self-discipline, decision making, goal setting, wise use of resources, communication, sharing, etc. Accurate and up-to-date records and portfolios not only provide a history of your 4-H experience, they are also helpful in successfully completing applications to colleges and universities, scholarships, awards, and employment.

Members can complete and submit their record books to the their club general leader annually, where they are evaluated by volunteers. Club leaders will select record books to be submitted to the county to be considered for county-level awards. Record books are an excellent way to teach young people how to keep records and allows them to record progress toward achieving their goals. Record Books are typically due to the county in September, but club leaders may require them sooner.

The Green Lake County 4-H Record Book Pages are available online at <https://greenlake.extension.wisc.edu/4-h-youth-development/4-h-forms/>



I pledge my  head to clearer thinking, my  heart to greater loyalty, my  hands to larger service, and my  health to better living, for my club, my community, my country and my world.

4-H Opportunities

Each club may have special activities throughout the year. In addition, there are county- and state-wide activities and events that 4-H members may participate in. The listing below is only a partial listing. Many other project-related activities and events are held annually. 4-H opportunities are advertised in a variety of locations including: 4-H newsletter, Green Lake County 4-H Facebook page, and e-mailed via 4HOnline.

4-H Key Award

The 4-H Key Award is the highest award available to members in Wisconsin 4-H. The Key Award recipients demonstrate growth throughout 4-H, applied leadership skills, and actively participated in the 4-H Club and community. Qualifications: 4-H members must be at least in 10th grade or older, and must have completed at least three years of 4-H; and must complete the Green Lake County 4-H Educational Experience and Key Award Application. Up to two members can be selected and will attend a ceremony where they will receive their award. This award is sponsored by the Farm Bureau.



4-H Scholarships

The Green Lake County 4-H Leaders' Association annually awards two educational scholarships to support continuing education beyond high school to Green Lake County 4-H members. Members interested in applying, need to fill out the application that is found on Green Lake County 4-H website. Applications are typically due in March!

Annual Volunteer Leader Recognition Banquet

Each year a banquet is held to recognize all the registered volunteer leaders for the work they do in our 4-H program. These adults help make 4-H so much fun to be a part of and we like to thank them! This event is held in November and invitations are sent out with all of the banquet information. Youth that were awarded scholarships for educational experiences also attend to provide short presentation on what they learned.

Annual Youth Awards Program

This is an annual event held to recognize members for their outstanding efforts in projects and special award areas. To be considered for a county-level award youth complete and submit a record book to their club general leader for evaluation. This event is typically in October. Youth that were awarded scholarships for educational experiences also give a short presentation on what they learned.

Cloverbud Workshops

This is scheduled periodically throughout the year. The youth involved partake in projects led by the Green Lake County 4-H Ambassadors partnered with local 4-H clubs to offer hands-on programming to our youngest 4-H members.

Five County 4-H Camp

This is an awesome opportunity to experience life in the outdoors with canoeing, crafts, swimming, community service, and more! This is also a great time to meet new 4-H'ers, especially since we are joined by friends from Adams, Juneau, Marquette, and Waushara Counties.

-Base Camp is for youth who just completed 3-6th grade. They have a little more structure and routine to support our younger campers

-Outpost Camp is for older youth who completed 7-8th grade. They will get to cook their own food and are given more control in their experience.

-Once you get too old for outpost, you can still return as a Counselor (just completed 9-13th grade) or as an Adult Chaperone to help make sure the youth have positive role models and to support camp sessions!



Educational Experiences

4-H takes Green Lake members beyond the county for some amazing programs. There is something for young people starting as young as 3rd grade and above – and even for 4-H adult leaders! From a statewide career paths experience at UW-Madison to a trip to the U.S. Space & Rocket Center in Huntsville, Alabama, there's an opportunity for you! Traveling with and meeting other 4-H'ers is a wonderful Educational Experience that you do not want to miss. The Green Lake County 4-H Leaders' Association generously will support some scholarships for up to 75% of the cost of some of these experiences! Check out some of the opportunities:

- Space Camp, Grades 6-8
- Citizenship Washington Focus, Grades 10-12
- American Spirit Grades 8-10
- Summer Academy Grades 8-11
- Art Beat Grades 3-5
- Art Camp Grades 6-8



4-H Fall Forum (*state-wide opportunity*) Grades 7-13

November 1-3, 2024 Holiday Inn Conference Center, Stevens Point, WI

Fall Forum is an annual opportunity for youth and adult leaders to attend the statewide training weekend with county and state staff. This is also the opportunity to represent Green Lake County at the state level by joining the Wisconsin 4-H Leadership Council (WLC). WLC is a forum to help improve state, county, and local level programming as well as planning and supporting events like Fall Forum, Summer Academy, etc.

Applications for WLC are due Sept. 15, 2024 and can be done on 4-H Online. More information and application materials on the Wisconsin 4-H Leadership Council Website: <https://4h.extension.wisc.edu/opportunities/statewide-events-and->



Exhibiting at the Fair

The Green Lake County Fair is held annually the first weekend of August. The Green Lake County Fair is a non-4-H entity that allows 4-H members to exhibit at. Fair provides many opportunities for youth involved in 4-H to learn and grow. Exhibiting 4-H projects at the fair is a wonderful way for young people to showcase and receive feedback and recognition for their work throughout the year. Visit with your club leader to learn more about 4-H opportunities at the Green Lake County Fair.

The Green Lake County Fair is not run or organized by Green Lake County 4-H. Be sure to visit the Green Lake County Fair website (<https://greenlake.extension.wisc.edu/fair/>) to get necessary forms and information.







To enter 4-H projects in the Fair, each member must complete a Fair Entry Form. The Fair Entry Form is where the member lists their entries in the specific classes for display of projects at the Green Lake County Fair. Entry forms are due to the Fair Office July 1st. The Fair Entry Form is typically completed through Blue Ribbon. It is the member's responsibility to find out the rules of the Fair and follow them, while representing Green Lake County 4-H and following Wisconsin 4-H Code of Conduct for Members and Participants.

In order to represent Green Lake County 4-H at the Fair, youth must be a member in good standing according to their club's constitution and bylaws. For questions regarding the fair, please contact Stacy Graff, Fair and Office Coordinator

#wi4hmovement



I pledge my  head to clearer thinking, my  heart to greater loyalty, my  hands to larger service, and my  health to better living, for my club, my community, my country and my world.

In Wisconsin 4-H we value:

Being Yourself 	Find and share your authentic sparks and interests;	Belonging Together 	Recognize, understand, respect, and appreciate each other;
Building Connections 	Grow positive relationships with peers and adults;	Discovering Skills 	Develop skills through hands-on learning to help you succeed and thrive;
Exploring New Opportunities 	Open the door to new experiences, projects and places;	Giving Back to Your Community 	Make meaningful contributions through community service and leadership.

BELONGING MASTERY INDEPENDENCE GENEROSITY



Wisconsin 4-H Code of Conduct for Members and Participants

UW-MADISON EXTENSION

The opportunity to participate in 4-H programs is a privilege. All youth who participate in any 4-H programs are expected to follow these standards. This Code of Conduct applies to all 4-H activities (i.e. in-person, social media, virtual meetings, etc.).

Participate - I will do my best to participate in 4-H programs as my abilities allow. I will do my best to meet new friends, try new things, and explore new opportunities and have fun!

Create a Welcoming Environment for All - I will help create a safe, inclusive space for learning, sharing and cooperating. I will welcome people from diverse backgrounds, cultures, and perspectives.

Bring Your Best Self - I will conduct myself in a manner that reflects honesty, integrity, awareness and self-control. I will accept responsibility for my decisions and actions. I will be open to new ideas, suggestions, and opinions. I will use appropriate language, exhibit good sportsmanship and have empathy for others.

Follow the Rules - I will obey federal, state and local laws. I will follow the policies, guidelines and procedures of the University of Wisconsin Division of Extension. I will not possess, offer to others, or use alcohol, illicit drugs, nicotine or any vaping products during any 4-H program. I will not attend 4-H activities under the influence of alcohol or illegal substances. Possession or use of a weapon or look-alike or other item that might cause bodily harm is not allowed unless it is authorized as part of the educational program.

Honor Diversity – Mine and Others'. I respect and uphold the rights and dignity of all persons who participate in 4-H programs. I recognize that all people have skills and talents to contribute.

Create a Safe Environment - I will keep myself and others safe from harm (verbal, mental, physical, or emotional). I will be kind, considerate and courteous of all persons and their property. I will not insult, harass, or bully others or engage in other hostile behaviors. I will not engage in romantic displays or sexual activities during 4-H activities.

Be a Team Player - I will work cooperatively with all individuals involved in 4-H activities. I will accept appropriate guidance from staff and volunteers. I will respect the integrity of the group and the group's decisions. I will be aware that my words and actions have an impact on others. Though I may not always agree with others, I will disagree respectfully and seek mutual understanding.

Treat Animals Humanely - Treat animals humanely and provide appropriate animal care.

Follow the Dress Code - I will wear clothing that promotes safety and inclusion for all. I will wear clothing that is practical for the activity occurring. I will wear clothing that is free of promoting violence, obscenity, illegal activities, discrimination, or intimidation. When participating in 4-H, I recognize I am representing myself and the organization. Individual programs may have more specific requirements.

Be a Positive Role Model - I will act in a mature, responsible manner, recognizing I am a role model for others and am representing both myself and the Wisconsin 4-H Program. I will be responsible for my behavior, use positive and supportive language, and work to Make the Best, Better!

Violations of the code of conduct may lead to a restorative process focused on repairing the harm done and rebuilding relationships in the community. This process may also include temporary or permanent limits to participation in 4-H.



4-H Terms

4-H Online— Online system in which families enroll 4-H members and adult leaders. 4-H Online will also record important contact information and send emails. **(Important— Emails from 4-H Online will be from “RegMax”, make sure to check your Spam Folder!)**

4-H Club Officers - Members of a local 4-H club elected by the membership of the club to serve a one-year term. The usual officers include president, vice-president, secretary, treasurer, and reporter, however, additional officer positions can be added to support the club.

4-H Focus Newsletter- The bi-monthly Green Lake County 4-H newsletter that is emailed to every 4-H family and is available on the Green Lake County 4-H website. The *4-H Focus* provides information about 4-H meetings, opportunities, recognition and activities offered to 4-H members, leaders, and parents. For several events, this will be the only source of information.

4-H Membership- Youth in five-year-old kindergarten through one year beyond high school graduation, and not to extend beyond the age of 19 as of December 31 or enrollment year, are eligible to join 4-H. Membership is open to all youth regardless of race, color, creed, religion, sex, national origin, disability, ancestry, sexual orientation, pregnancy, marital or parental status.

4-H Year - October 1 to September 30 of the following year.

Activity- 4-H Activities are short-term educational experiences that all Green Lake County 4-H members may participate in.

Adult Volunteers - Adult volunteer leaders whose purpose is to facilitate and assist in planning club and county-wide 4-H events.

Cloverbud- Youth in five-year-old kindergarten, first or second grade AND are at least 5 years old by Sept. 1st of the 4-H year are eligible to enroll as Cloverbuds and participate in the 4-H Cloverbud Project, which is designed to meet the developmental needs of this age group. Cloverbuds are valued members of the 4-H program and receive the same privileges as other 4-H members in club and county 4-H participation (there may be limitations on project areas or participation events due to safety reasons). This 4-H project is intended to introduce the members to 4-H. Cloverbuds do not enroll in any other projects.

Community Service Project - An activity conducted by a 4-H member for the benefit of the community.

Constitution & Bylaws for Green Lake County 4-H Clubs & Groups- All 4-H clubs and groups have a set of written rules to guide their operation. Each member should become familiar with the Club's or Project's Constitution and By-Laws early in the year. All Constitution and By-Laws can be found by contacting your club leader or on the Green Lake County 4-H website.

GLC Gov. Center- This abbreviation stands for the Green Lake County Government Center located at 571 County Road A, Green Lake. The county facility is home of the Green Lake County Extension Office (2nd floor, West Wing) and Training Room (Lower Level, West Wing), which serves as the meeting place for several 4-H events and activities.



Graduation from 4-H- Graduating from 4-H signifies that a member has successfully completed their career as a 4-H member. Some 4-H'ers graduate following high school graduation, however, individuals have an option to extend membership one year beyond high school graduation.



Green Lake County 4-H Leaders' Association- The Green Lake County 4-H Leaders' Association, is operated exclusively for the purpose of forming an association of adult and youth leaders to encourage leader training, and to supplement and enhance 4-H youth education and development of programs at the local, state and national levels.

National 4-H Week- The first full week in October is set aside each year to recognize and promote 4-H across the country. Each year a theme highlights the week. Many clubs have window displays or a special promotion of 4-H in their community.

Projects- 4-H Projects are long-term, educational experiences that only youth enrolled in that project may participate in. "Project" refers to the subject matter listed in the Green Lake County 4-H Enrollment Guide (i.e. Woodworking is a project, while birdhouse is an exhibit). Some examples of projects include: Photography, Foods, Cultural Arts, Archery, and Horses. 4-H members may add or drop projects until March 1st.

Project Literature- Guides for members and leaders written by University Specialists to serve as suggestion for areas of study in 4-H projects. Please contact the Green Lake County Extension Office if you are interested in any literature in a particular project.

Grow Green—Grow Green is an interactive training program that includes an overview of Extension, volunteer roles, and responsibilities, best practices when working with youth, and resources available to volunteers.

<https://4h.extension.wisc.edu/resources/volunteer-resources/training-for-volunteers/grow-green/>

Mandated Reporter— All Wisconsin 4-H volunteers are required to immediately report any incident of child abuse or neglect to law enforcement or human services. This training provides information on when and how to report.

<https://4h.extension.wisc.edu/4h-resources/mandated-reporter-training-for-4-h-volunteers/>

Building Safe Spaces— This training includes information about the difference between appropriate and inappropriate touch, prohibited behaviors (including sexual misconduct), best practices when working with youth, and reporting procedures. <https://4h.extension.wisc.edu/resources/volunteer-resources/training-for-volunteers/building-safe-spaces/>

Supporting Youth, Supporting Youth— All Wisconsin 4-H volunteers are required to report incidents of sexual misconduct that take place in Extension programs and complete training on how to report concerns. The questions and answers contain more information about this requirement. This is an annual training requirement.

<https://4h.extension.wisc.edu/resources/volunteer-resources/training-for-volunteers/supporting-you-supporting-youth/>

Supporting Youth Mental Health—Adults who volunteer with young people, care about young people. One way to show we care is to give help and support when someone is feeling down. That's what the Supporting Youth Mental Health for Volunteers Training—Supporting YMH, for short—is all about. Knowing how to support youth when they're down, whether it's simply a bad day or it's more than that. <https://4h.extension.wisc.edu/resources/volunteer-resources/training-for-volunteers/supporting-ymh/>



Green Lake County Extension Office



The Green Lake County Extension Office is located at:

Green Lake County Government Center

571 County Road A

Green Lake, WI 54941

West Wing—2nd floor—1st office on the left

Office Hours

Monday – Friday

8:00 am-4:30 pm

Phone Number

920-294-4032

FAX Number

920-294-4176

Website

www.glc4h.org

Green Lake County Extension Staff:

Brandon Springer, 4-H Program Educator
brandon.springer@wisc.edu

Stacy Graff, GLC Fair and Extension Office Coordinator
Stacy.graff@wisc.edu

Natasha Paris, Regional Crops Educator
natasha.paris@wisc.edu

Adam Hartfiel, Regional Livestock Educator
Adam.hartfiel@wisc.edu

Laci Monroe, FoodWise Program Educator
Laci.monroe@wisc.edu

Pat Wagner, Area 14 Extension Director
pat.wagner@wisc.edu

Green Lake County Land, Water, Parks, & Community Education:

Bob Schweder, Chair, District 7

Nancy Heistand, District 8

Nitz Krenz, District 15

Bill Boutwell, District 9

Mike Skivington, District 5

David Albright

Wes Eisenga



Extension

UNIVERSITY OF WISCONSIN-MADISON
GREEN LAKE COUNTY

